

MyAVID Guide

What is MyAVID?

MyAVID is the AVID world’s secure, online repository of evidence-informed, high engagement teaching and learning resources that are regularly updated with new AVID materials.

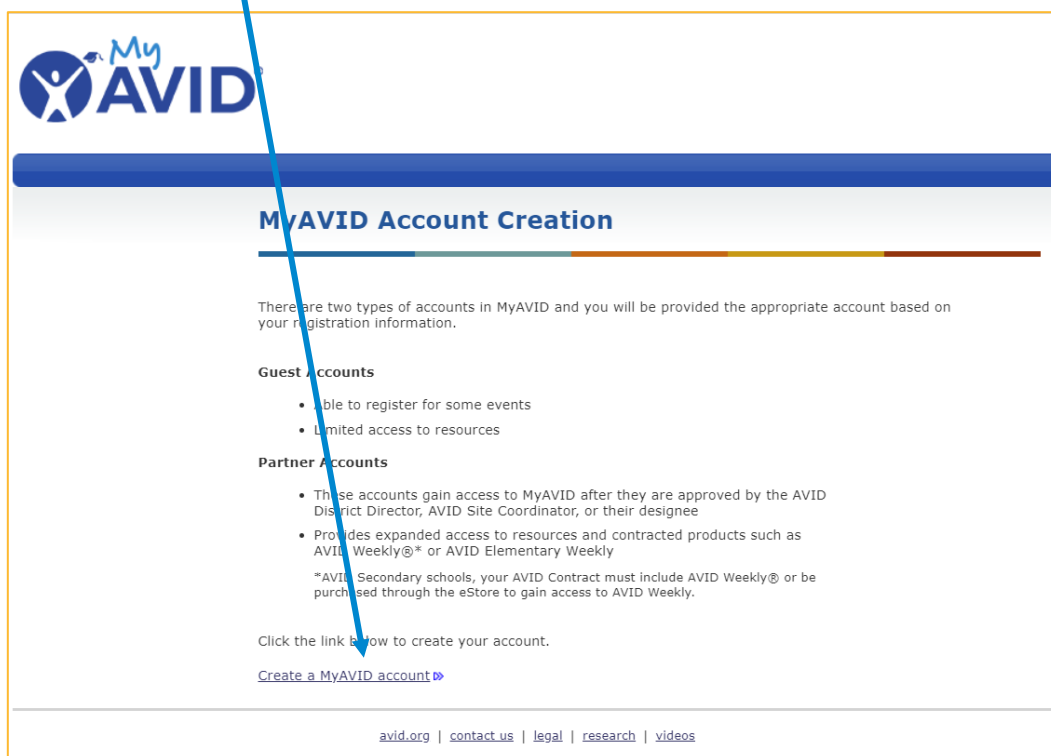
Through MyAVID you will be able to access over 45 years of primary and secondary research-based teaching and learning resources.

This guide will:

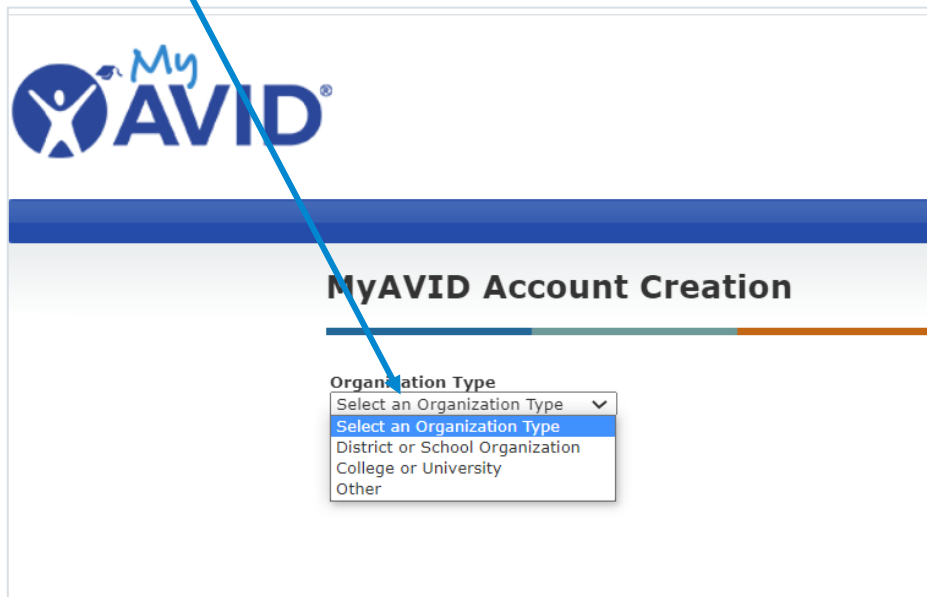
- show you how to register for MyAVID
- provide you with a brief introduction to its key content
- show you how to access the many resources to support your AVID implementation

How to register for MyAVID

1. Go to https://my.avid.org/register_welcome.aspx.
2. Click on [Create a MyAVID account](#).

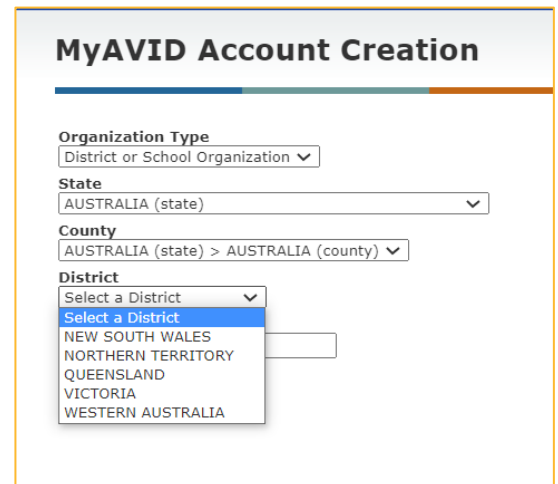


3. Select your **Organization type** from the drop-down list.



4. The following fields will then appear. Select the following options:

- **State** – Australia (state)
- **Country** – Australia (state) > Australia (county)
- **District** – Select your state.
- **Organization** – Enter the name of your school.



- A list showing your school's name should appear. If your school's name is not listed, contact avidaustralia@avid.org.au

5. Select your school by clicking on the **green tick** as instructed.

	School	AVID Australia School	AUSTRALIA (state)	AUSTRALIA (county)	VICTORIA
--	--------	-----------------------	-------------------	--------------------	----------

6. Enter your school/work **Email Address**.

avidcare@avid.org'. Below this is a form with a label 'Email Address', an input field, and a 'Lookup' button. A blue arrow points from the text 'Enter your school/work Email Address' to the input field. Below the form is a red text note: 'Teachers needing to create student accounts for senior data collection should do so in the data collection system.'" data-bbox="212 148 786 304"/>

7. Enter the following details (see image on next page)

- **Salutation**
- **First Name** [mandatory]
- **Middle Initial**
- **Last Name** [mandatory]
- **Job Title** [mandatory]
- **Email Address** [mandatory] – your email address will already be entered
- **Verify Email** [mandatory]
- **Primary Location** – this is your school's name and will already be entered
- **Select a Program**
 - If your school is a primary school – select AVID Elementary
 - If your school is a secondary school – select AVID Secondary
 - If your school is a combination or subset of Primary and/or Secondary year levels, you may only be given one choice of Program. Contact AVID Australia as we can provide additional access: avidaustralia@avid.org.au

MyAVID Account Creation

Account Information

Please enter the user's details. If you think you have an existing account that you cannot access please contact AVID Care to regain access avidcare@avid.org

Teachers needing to create student accounts for senior data collection should do so in the data collection system.

Salutation:

First Name *:

Middle Initial:

Last Name *:

Job Title *:

Please enter an email address where you can be reached all year. This will also be your login name.

Email Address *:

Verify Email *:

Please specify your Primary Location. In most cases this is where you work; your school if you are teacher or staff member, your district office if you are a district director. If you are unsure of your Primary Location or cannot find it, please visit the [Contact Page](#) to call us or email AVIDCare@avid.org.

Primary Location * [\[Clear Primary Location\]](#)

Please specify the AVID Program with which you are affiliated.

Select a Program *:

8. Click [Submit Request](#)

Once you have submitted your request for a MyAVID account, the data will be sent from AVID Center (USA) to AVID Australia for verification. Please allow a few business days for the data to be processed.

What's inside MyAVID

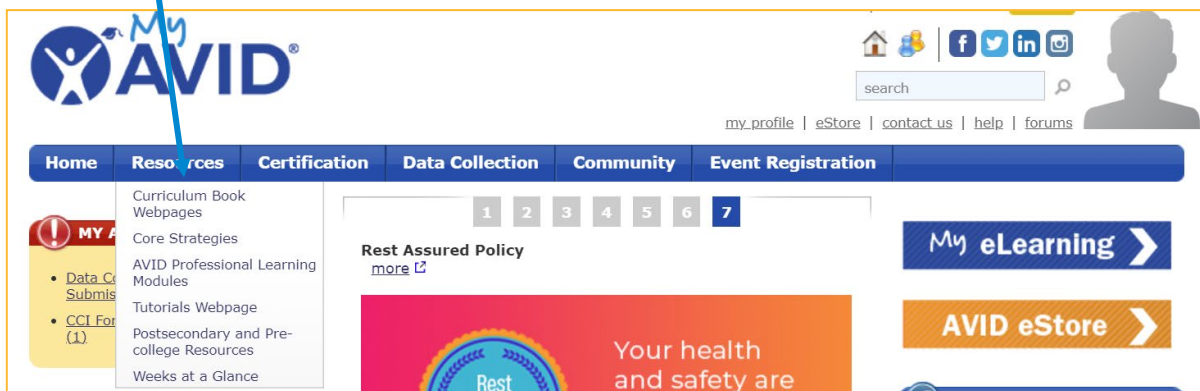
On the Home Page, you will be greeted by scrolling images that point to recent updates on MyAVID. A great place to start is here by viewing the [MyAVID Video Tour](#) which is an in-depth look at navigating MyAVID.



RESOURCES

The [Resources](#) tab on the blue menu bar of the MyAVID homepage provides you with access to:

- Curriculum Book Webpages
- Core Strategies
- AVID Professional Learning Modules (relevant to USA only)
- Tutorials Webpage
- Postsecondary and Pre-college resources (relevant to USA only)
- Weeks at a Glance



To access these materials, click on the Resources tab and then click on the required menu item.


Curriculum Book Webpages

Curriculum Book Webpages provide a summary and sneak peek at the curriculum texts available. Additionally, they provide digital resources to extend the content of the books in the library. This includes supplemental pdfs, links and videos.

Curriculum Library


Q

1
2
>




AVID Academic Language and Literacy
A Framework Approach

Learn More




AVID Bridges to Success
A Framework Approach

Learn More




AVID College and Careers
A Schedule Approach

Learn More




AVID Critical Thinking and Engagement
A Schedule Approach

Learn More




AVID Culturally Relevant Teaching

Learn More




AVID Elementary Foundations
A Schedule Approach

Learn More




AVID Reading for Disciplinary Literacy
A Framework Approach

Learn More



AVID Tutorial Guide

Learn More




AVID Writing for Disciplinary Literacy
A Framework Approach

Learn More

Curriculum Library


Search for books, resources, videos or programs

< 1 2




High Engagement Practices for Teaching and Learning

[Learn More](#)




Student Success

[Learn More](#)




The Write Path 1 Science Teacher Guide

[Learn More](#)




The Write Path English Language Arts Teacher Guide

[Learn More](#)



The Write Path History/Social Science Teacher Guide

[Learn More](#)



The Write Path II Science Teacher Guide

[Learn More](#)

Core Strategies

AVID's Core Strategies are:

- Academic Language and Literacy
- Collaborative Structures
- Collaborative Study Groups
- Family Engagement
- Focused Note-Taking
- Higher-Level Thinking
- Interactive Notebooks
- Organising Materials
- Philosophical Chairs
- Relational Capacity
- Socratic Seminars

These strategies were selected for their efficacy in supporting development of WICOR® skills, their inclusion in AVID Certification (currently being revised) and their prevalence across AVID.


1. Once on the Core Strategies page, click on [Learn More](#) for any of the strategies to access a wealth of resources.

Core Strategies

The webpages below contain resources supporting implementation of AVID's Core Strategies. These strategies were selected for their efficacy in supporting development of WICOR® skills, their inclusion in AVID's Coaching and Certification Instrument (CCI), and their prevalence across AVID. Contained on the pages are a wealth of resources, including:


- Quick-Start Resources, designed to support educators in initially implementing the strategy
- Refining Resources, intended for educators who have implemented the strategy and are now ready to go deeper
- Content-Specific Resources, which provide examples of how this strategy may look across levels and content areas
- Professional Learning Resources, created to support sites as they train educators on the strategy
- Digital Learning Resources, which support implementation of the strategy in digital- or hybrid-learning environments

These resources support schoolwide instruction and systems to help all students and educators be successful.




Academic Language and Literacy for AVID Elementary

[Learn More](#)



Collaborative Structures

[Learn More](#)



Collaborative Study Groups

[Learn More](#)

2. Each of the Core Strategies modules contains an abundance of resources such as:
 - An Overview
 - Quick-Start Resources, designed to support educators in initially implementing the strategy
 - Refining Resources, intended for educators who have implemented the strategy and are now ready to go deeper with application of strategies
 - Content-Specific Resources, which provide examples of how this strategy may look across levels and content areas
 - Professional Learning Resources, created to support sites as they train educators on the strategy

- Digital Learning Resources, which support implementation of the strategy in digital- or hybrid-learning environments


Home
Resources
Certification
Data Collection
Community
Event Registration

Home / Core Strategies / Collaborative Structures

Folder Guide

- Quick Start Resources
- Refining Resources
- Content-Specific Resources
- Professional Learning Resources

Collaborative Structures



Collaboration centers on the effective sharing of information amongst individuals. In an educational context, collaboration affords students the opportunity to work with peers in various group configurations as they engage with subject matter across content areas. Collaboration is essential for student success as it entails experiencing the challenges and opportunities associated with a diversity of perspectives and working styles, which can deepen metacognitive thinking, accelerate learning, and broaden perspective. Utilizing collaborative structures to provide students with the opportunity to work with different peers—from diverse backgrounds and with varying experiences—strengthens not only the class community, but enriches the learning experience for every student involved.

Using these resources, educators will be able to:

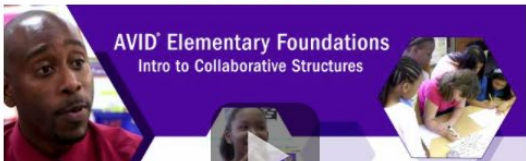
- Create a community using collaborative structures.
- Explain how collaboration supports and honors student differences that benefit the classroom community.
- Engage students in creating and monitoring the norms for successful collaboration.
- Develop students' abilities to utilize collaborative structures.

Related Resources

[➤ Overview of Collaborative Structures](#)

Provides an overview of Collaborative Structures and descriptions of the related resources


Video Resources



Tutorology® Webpage


The Tutorology®/Tutorials Webpage is a comprehensive suite of materials about AVID Tutorials.

AVID Tutorials




AVID Tutor Training

Learn More



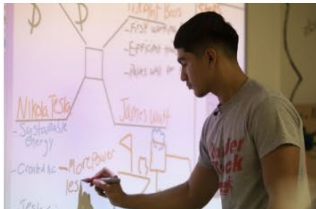
AVID Tutorial Guide

Learn More




TRF & Related Resources

Learn More




Tutorial Videos and Related Resources

Learn More



Virtual Tutorial Support

Learn More



WAG Tutorial Units

Learn More

- AVID Tutor Training provides resources for your school to recruit and train tutors for the AVID Tutorial Process.
- AVID Tutorial Guide (updated 2020) contains the instructional materials required to support the implementation of AVID Tutorials.
- TRF & Related Resources contains sample Tutorial Request Forms (TRFs), templates, tutorial assessment guides and more.
- Tutorial Videos and Related Resources contain full-length tutorial videos that show examples of the AVID Tutorial Process at different grade levels and in different content areas, in addition to student resources.
- Virtual Tutorial Support contains resources to support virtual tutorials using an online meeting platform, digital Tutorial Request Forms, a shared collaborative whiteboard space, and some additional roles for students.
- WAG Tutorial Units are new tutorial units in the Weeks at a Glance (WAG) to assist the teaching of the refined and aligned materials. These units can be used in any grade-level with appropriate scaffolding by the AVID teacher.

Weeks at a Glance

The WAG has moved into its new home!

Launching August 1, 2024: WAG units begin rolling out for all AVID Elective grades 6-12.

Download the WAG Revision Project Update for more information on the rollout.

AVID Weeks at a Glance (WAG), features a collection of new and revised unit plans for the AVID Elective class. The official launch of the revised Weeks at a Glance content will continue with the posting of each term throughout the 2024-2025 USA school year so you can adapt these resources for the Australian school year.

Newest Files

- [2025 ADL 5 Calendar](#)
- [2025 DDL 3 Calendar](#)
- [2025 DDL 2 Calendar](#)
- [2025 DDL 1 Calendar](#)
- [24-25 DDL Training Cal...](#)
- [DDL Fall 2024 Calendar...](#)
- [24-25 ADL Training Cal...](#)
- [2024-25 Senior Data Fo...](#)
- [2024-25 Secondary Site...](#)
- [2024-25 Elementary Sit...](#)

Most Downloaded Files

- [SI 2019 Homepage Banne...](#)
(downloaded 131314 times)
- [Handouts - Cornell Not...](#)
(downloaded 129964 times)
- [9th-Days 1-30 Lesson P...](#)
(downloaded 69428 times)
- [7th-Days 1-30 Lesson P...](#)
(downloaded 58267 times)
- [2024-2025 Timeline](#)
(downloaded 57532 times)

Weeks at a Glance

» [Revised Weeks at a Glance](#)

Revised Weeks at a Glance

The WAG has moved into its new home!

Launching August 1, 2024: WAG units begin rolling out for all AVID Elective grades 6-12. The full WAG will be completely moved into the new website by Winter, 2025. Download the [WAG Revision Project Update](#) for more information on the rollout.

What does this mean for me as an AVID Elective Teacher?

- All AVID Elective teachers are encouraged to use the new Weeks at a Glance on the new website beginning in 2024-2025.
- All units are aligned to the revised [AVID Elective Standards](#), which are in turn aligned to the [AVID Essential Skills](#).
- **The Previous WAG lessons below will no longer be updated, but will remain available until Summer, 2025, allowing districts and states a year to transition to the revised standards.**

Click the orange button to access the new WAG website.



Or continue to the Previous WAG below:

Note: The Previous WAG lessons below will no longer be updated, but will remain available until Summer, 2025, allowing districts and states a year to transition to the revised standards.

Previous WAG guidance videos from 2021:
 Weeks at a Glance Overview Video, including information on
 - how to access key resources
 - the AVID Elective Standards
 - lesson plans and other resources

